



National Marine Manufacturers Association

nmma.org

# ECONOMIC SIGNIFICANCE OF RECREATIONAL BOATING IN NEW YORK



## TOTAL ANNUAL ECONOMIC IMPACT OF RECREATIONAL BOATING:

**\$5.79** BILLION

Number of Recreational Boats*	<b>477,436</b>
Recreational Boating Industry Businesses	<b>1,856</b>
Total Jobs	<b>46,303</b>
Annual Recreational Boating-Related Spending	<b>\$2.4</b> BILLION

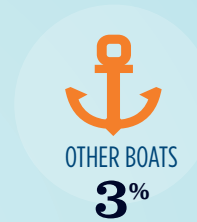

## RECREATIONAL BOATS IN NEW YORK

**TOTAL BOATS\*** ▶ **477,436**

### REGISTERED BOATS

Power boats	393,931
PWCs	53,142
Sailboats	15,895
Other Boats	14,468

**HOUSEHOLDS PER BOAT** **15.4**

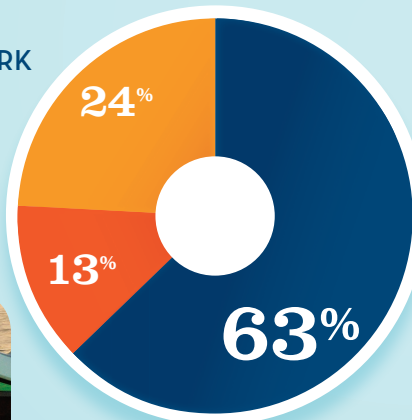


\* Total boats are registered boats as reported by states to the USCG.

## RECREATIONAL BOATING CREATES JOBS IN NEW YORK

**TOTAL BOATING JOBS** ▶ **14,697**

Boat Building	95
Motor / Engine Mfrgr.	7
Accessory / Supplies Mfrgr.	3,487
Dealers / Wholesalers	1,891
Boat Services	9,217



● BOAT BUILDING<sup>†</sup>
● DLRS/WHOLESALERS
 ● MOTOR/ENG. MFRGR.<sup>†</sup>
● BOAT SERVICES

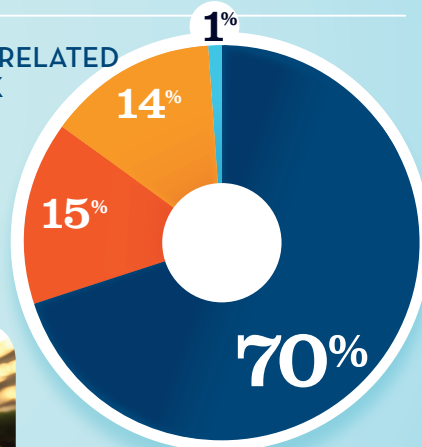
† 0%



## RECREATIONAL BOATING-RELATED BUSINESSES IN NEW YORK

**TOTAL BUSINESSES** ▶ **1,856**

Boat Building	11
Motor / Engine Mfrgr.	2
Accessory / Supplies Mfrgr.	257
Dealers / Wholesalers	280
Boat Services	1,306



● BOAT BUILDING
 ● DLRS/WHOLESALERS
 ● MOTOR/ENG. MFRGR.<sup>†</sup>
● BOAT SERVICES

† 0%

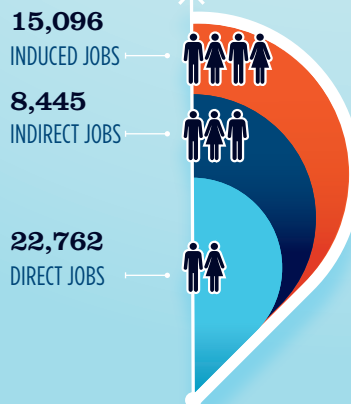


## ESTIMATED JOBS IMPACT OF RECREATIONAL BOATING-RELATED SPENDING IN NEW YORK

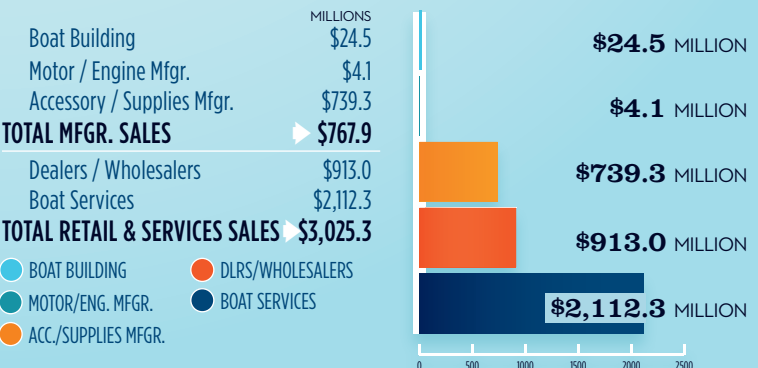
**EST. TOTAL JOBS** ▶ **46,303**

**EST. TOTAL LABOR INCOME** **\$1,919.1** MILLIONS

Est. Direct Income	\$789.0
Est. Indirect Income	\$469.3
Est. Induced Income	\$660.8



## RECREATIONAL BOATING INDUSTRY SALES IN NEW YORK



● BOAT BUILDING
 ● DLRS/WHOLESALERS
 ● MOTOR/ENG. MFRGR.
 ● BOAT SERVICES
 ● ACC./SUPPLIES MFRGR.

Source: NMMA's Center of Knowledge; Recreational Marine Research Center at Michigan State University